

Switches and Accessories JKD Foot Throttle



USES

Foot speed control for electric vehicles, electric tricycles, trucks, recreational vehicles, classic cars, brick cars, solar boats

JKD	-0	0	3	-A	-65
1	2	3	4	5	6
1	Product type: Potentiometer pedal accelerator				
2	Reserved: 0				
3	Potentiometer output resistance 0:0-5k Ω; 1:0-2KΩ; 2:2K-0Ω; 5:5KΩ-0; 9:Other values				
4	Total number of conductors: 2; 3; 4; 5; 6; 7				
5	Plug type 2.8p: 2.8 insert (C, D); 2.8h: 2.8 snap spring; 6.3p: 6.3 insert (P); 6.3h: 6.3 snap spring (A)				
6	Wire length (CM)				

USE OF THE ENVIRONMENT

Ambient temperature	-30~+85℃
Relative humidity	+20℃ 98%
the vibration frequency of the	3G, 1 ~ 50Hz 0.5mm amplitude
Altitude	2000m
Installation direction	Random
International protection	IP68

ORDER INSTRUCTION

U.N.W.	868g
Package QTY.	40 PCS

ORDER FORM DESCRIPTION

Please specify the following information when placing an order: name, complete model, and quantity ordered. For example: JKD-003-A-65 100 pieces. Special output voltage specification products can be ordered by users if needed.

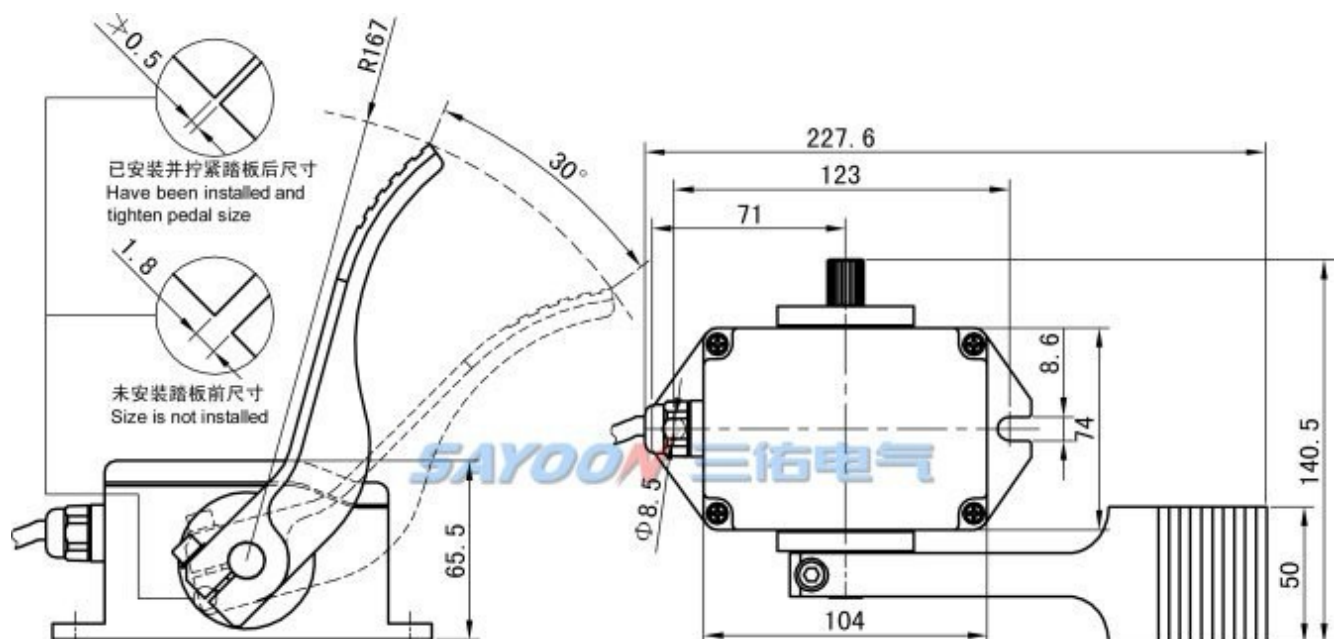
TECHNICAL PARAMETERS

(Version 2.52)

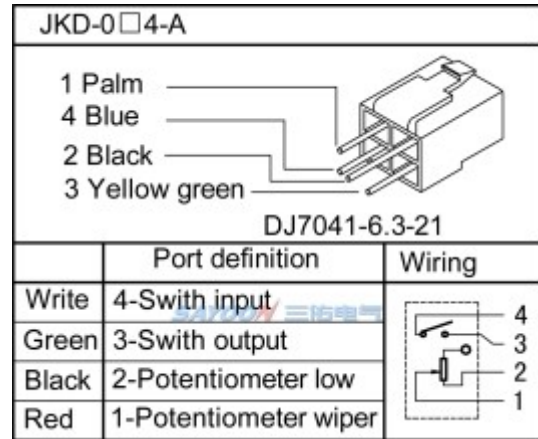
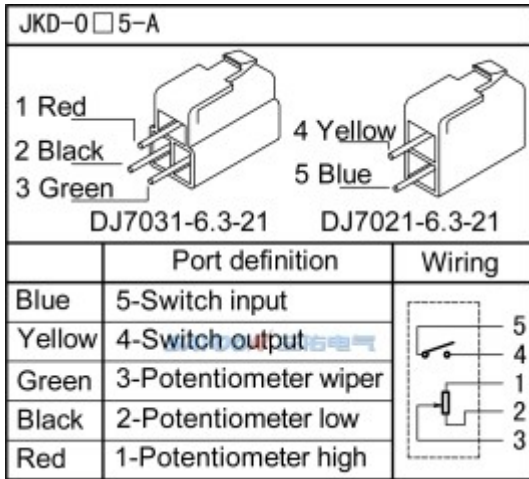
SAYOON Product Type	JKD
Potentiometer life	1000000 Cycle
Output	0-5K Ω ;5K-0 Ω ;0-2K Ω ;0-2K Ω
Output power rating,watts	2W at 70 $^{\circ}$ C
Output type	Resistance
Wire length	650 mm
Pedal rotation angle	30 degrees
Micro Switch Rated Current	0.6A 125VDC
Accelerate the operating voltage of the switch	0-96V
Pedal position	The left or right
Installation form	Vertical or suspension
Testing organization certification	CE

Note: The main components of this product use imported brand potentiometers, and the output tolerance and performance refer to the parameters of potentiometer P270. If used as signal sampling, it should be filtered before use. If there are any selection issues, please contact our technical personnel.

INSTALLATION DIAGRAM



WIRING DIAGRAM



FEATURES

Pedal accelerator pedal device is through one of the most important components of motor controller management operation, its quality determines the user driving reliability and comfort. The company accelerator has the following characteristics:1 Mechanical and electronic signal, logic signal, to prevent runaway.2 double torsion spring design, reasonable structure, prevent speed, high safety.3 waterproof and anti vibration, suitable for a variety of vehicle environment.4 using imported components, temperature drift is small, the work is stable.5 high precision and high power imported potentiometer, long life.6 the output curve is reasonable, the vehicle control freely.